

# **FRONTKEN**

## **FRONTKEN CORPORATION BERHAD**

(STOCK CODE: 0128, SYARIAH-COMPLIANT)

### **CORPORATE PRESENTATION**

Feb 2025

# INTRODUCTION

Incorporated in 1996 and listed on the Main Board of Bursa Malaysia in 2006.

Frontken Corporation Berhad is known as the world leading service provider of advanced precision cleaning and surface treatment for semiconductor process chamber parts and repair and maintenance services to the oil and gas industry.

**1360** Employees

Taiwan, Singapore, Malaysia, Philippines and Indonesia.



# CORE BUSINESSES



## SEMICONDUCTOR

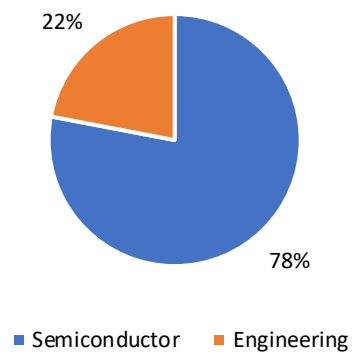
- Provide advanced precision cleaning and surface treatment for semiconductor process chamber parts.



## ENGINEERING

- Provide repair and maintenance services to the oil and gas industry.

Revenue Split FY2024 (%)



# SEMICONDUCTOR FACILITIES

---



**Ares Green Technology Co.  
P1, Taiwan**



**Ares Green Technology Co.  
P2, Taiwan**



**Frontken Singapore Pte Ltd**



**Frontken Malaysia Sdn Bhd**




KUCHING



MELAKA



# ENGINEERING FACILITIES



**TTES Frontken Integrated Services Sdn Bhd, KSB**



**TTES Frontken Integrated Services Sdn Bhd, Pengerang**



**TTES Frontken Integrated Services Sdn Bhd, Shah Alam**



**Frontken Singapore Pte Ltd**



**PT Frontken Indonesia**



**Frontken (Johor) Sdn Bhd, Johor.**



**Frontken (East Malaysia) Sdn Bhd, Kuching**

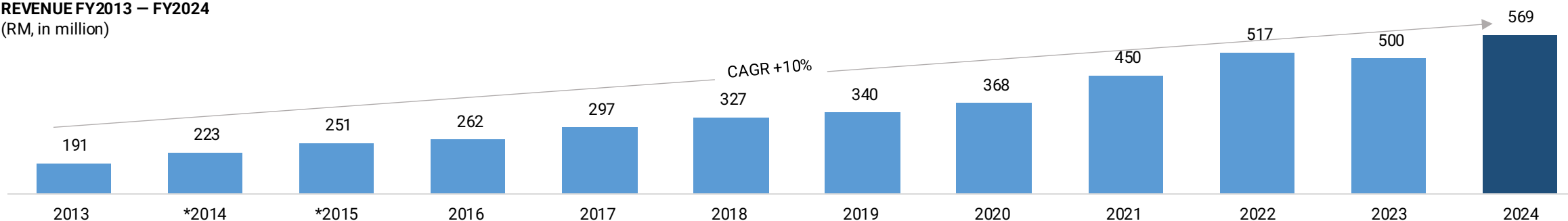


**Frontken Philippines Inc**

# Revenue, EBITDA, PAT Growth, Margin and CAGR from FY2013 – FY2024

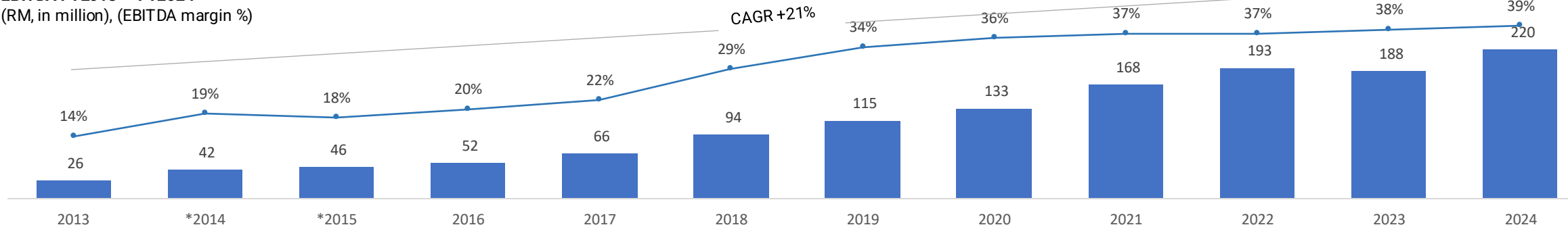
## REVENUE FY2013 – FY2024

(RM, in million)



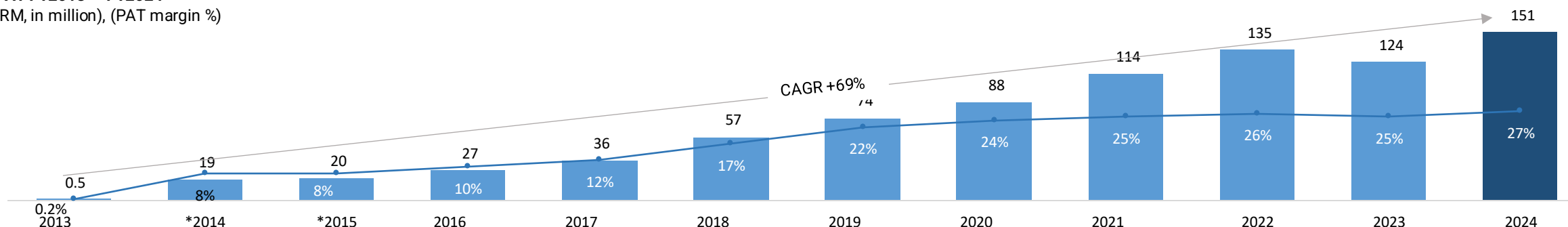
## EBITDA FY2013 – FY2024

(RM, in million), (EBITDA margin %)



## PAT FY2013 – FY2024

(RM, in million), (PAT margin %)

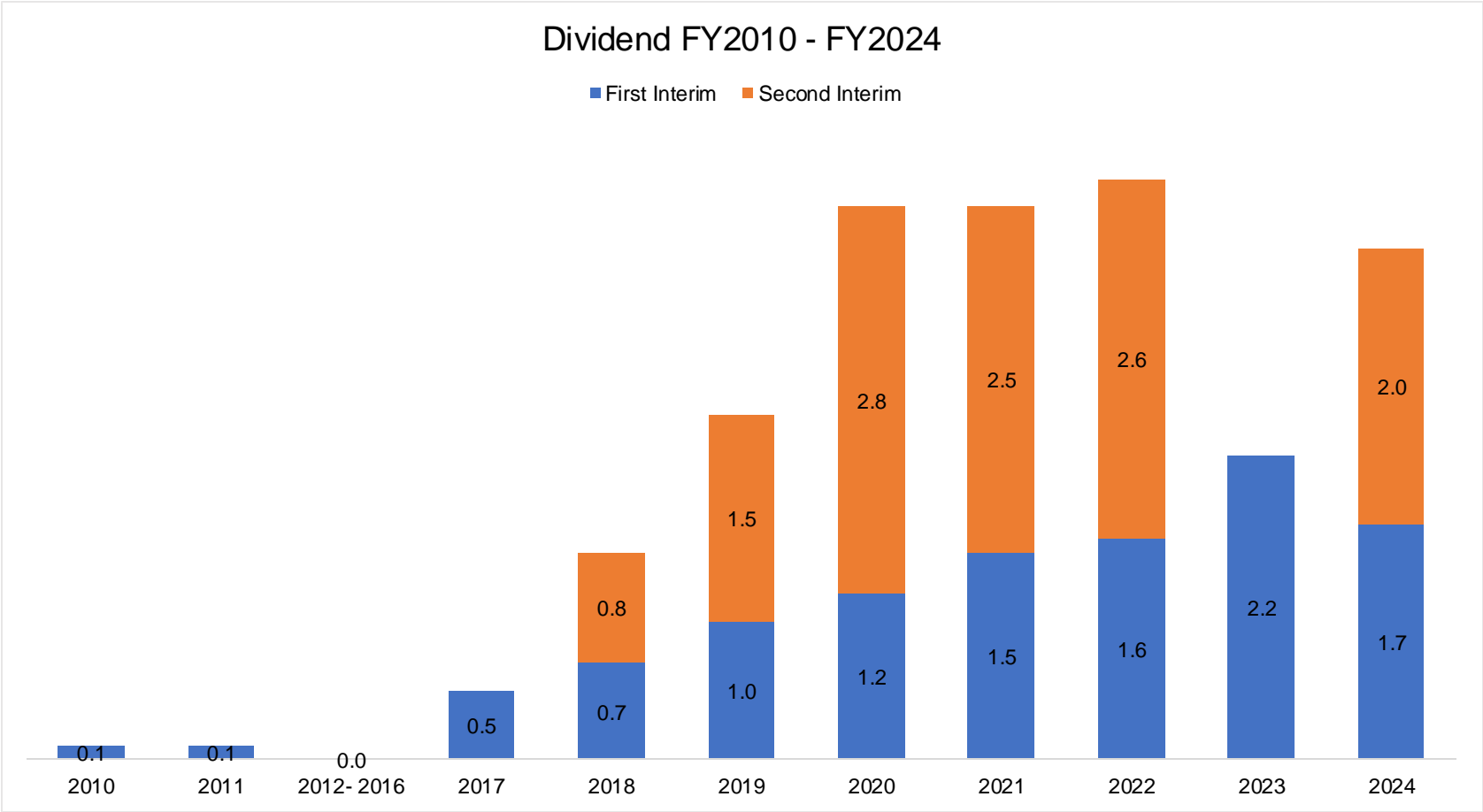


## BALANCE SHEET FY2024

	Unaudited 31 Dec 24 RM'000	Audited 31 Dec 23 RM'000
Non-current assets	293,582	307,538
Current assets	694,961	577,887
Total Assets	988,543	885,425
Capital and reserve		
Share Capital	155,407	118,441
Treasury Shares	(3,739)	(3,739)
Share Application Money	16,108	-
Reserves	522,588	526,465
Equity attributable to owners of the Company	720,564	641,167
Non-controlling interests	52,343	46,735
Total Equity	772,907	687,902
Non current liabilities	27,820	31,109
Current liabilities	187,807	166,414
Total Liabilities	215,636	197,523
Total equity and liabilities	988,543	885,425

The cash and cash equivalents:	31 Dec 2024	31 Dec 2023
	RM mil	RM mil
Cash and bank balances	353.2	316.1
Fixed deposits with banks	123.3	70.8
Short term investments (MM)	38.5	30.0
	515.0	417.0

# DIVIDEND



Year	Payout Ratio
2017	18%
2018	30.0%
2019	38%
2020	51%
2021	60%
2022	54%
2023	31%
2024	43%



# ESG & SUSTAINABILITY

In FY2023

- Continued to focus and improve on the Seven “Core Areas for Action on Sustainability” including responsible management, responsible innovation and service, responsible green production, responsible workplace, responsible supply chain, responsible climate change, and responsible inclusion and diversity.
- Benchmark our sustainability development with GRI Framework, United Nations Sustainable Development Goals (SDGs), Responsible Business Alliance Framework (RBA), Bursa Malaysia FTSE Russell ESG Model Framework.
- Key Accomplishments:
  - strengthen innovation platform and increased innovation value creation;
  - more updated greener products and production process and specialised capabilities;
  - greener and safer regulatory chemical usage and management policy;
  - increased transparency, reduced risk, and increased actions linked to solving sustainability challenges, including climate change and pollution control.

For our full sustainability report, please visit <http://frontken.com/sustainability/>



*Our sources of renewable energy include on-site generation: renewable power generated by renewable energy sources (ie solar).*



*Continue to improve on the optimisation of energy conservation for our scrubbers, which are our single biggest user of electricity.*

# KEY ACHIEVEMENTS ON ESG & SUSTAINABILITY

## Innovation projects, from 2018 to 2023:

- Adopted the equivalent of 3,183,631 KW of electricity using solar energy.
- Achieved accumulated savings of 394,517 tons of DI-Water recycling.
- Achieved accumulated savings of 460,807 kg of waste recycling.

## Award and Recognition:

- Won The Edge Malaysia ESG Awards 2022 and 2023 for “Most Improved Performance Over Three Years” for RM800m to RM5b Market Capitalisation (Gold).
- Achieved the top 25% (4 stars) by ESG Ratings amongst PLCs in FBM EMAS that have been assessed by FTSE Russell.
- Included in the FTSE4Good Bursa Malaysia Index.
- Included in the FTSE4Good Bursa Malaysia Shariah Index.



For our full sustainability report, please visit <http://frontken.com/sustainability/>

# AWARDS & RECOGNITION



## 2020

- Selected as Forbes Asia 200 Best Under a Billion Company.
- Won The Edge Billion Ringgit Club for “Highest Growth in Profit After Tax” Over Three Years (Technology Sector).
- Won The Edge Billion Ringgit Club for “Highest Return to Shareholders Over Three Years” (Technology Sector).

## 2021

- Selected as Forbes Asia 200 Best Under a Billion Company.
- Won The Edge Billion Ringgit Club for “Highest Growth in Profit After Tax” Over Three Years (Technology Sector).
- Won The Edge Billion Ringgit Club for “Highest Return to Shareholders Over Three Years” (Technology Sector).

## 2022


- Selected as The Company of The Year by The Edge Billion Ringgit Club.
- Won The Edge Malaysia ESG Awards 2022 for Most Improved Performance Over Three Years RM800m to RM5b Market Capitalisation (Gold)

## 2023

- Selected as Forbes Asia 200 Best Under a Billion Company.
- Won The Edge Malaysia ESG Awards 2023 for Most Improved Performance Over Three Years RM800m to RM5b Market Capitalisation (Gold)

## 2024

- Won The Edge Malaysia ESG Awards 2024 for Most Improved Performance Over Three Years for RM5b Market Capitalisation (Silver)



# FRONTKEN

## THANK YOU

- Website: [www.frontken.com](http://www.frontken.com)
- Email: [ir@frontken.com](mailto:ir@frontken.com)
- Tel: 03-79683312